

BENDING. EASILY.



A GAMECHANGER FOR METAL-ROOFERS!


THE BRAND NEW BPSE-100S

IS A **FULLY SEGMENTED** SHEET-METAL BENDING MACHINE, MADE FROM HIGH QUALITY MATERIALS: ABOUT 90% HARD-ALLOYED ALUMINIUM PARTS ARE USED TO MAKE THE MACHINE **AS LIGHT AS IT CAN BE!**

THE IDEA WAS TO CREATE A MACHINE MOSTLY FOR THE OUTSIDE JOBS, MAKING IT EFFICIENT, ERGONOMIC, EASY AND HIGHLY RESISTANT TO WEATHER CIRCUMSTANCES, RUST AND MORE.

- EASY TRANSPORTATION EVEN FOR ONE PERSON.
- UPPER AND LOWER SEGMENTS ARE **ANODIZED**, WHICH COMES IN A BOX.

THE MACHINE CAN BE MOUNTED ON A TABLE BY ITS WEIGHT, ADDITIONAL FIXING POINTS AVAILABLE ON THE BOTTOM.



SPECIFICATIONS:

- **DIMENSIONS:** 1180x500x685MM
- **WEIGHT:** 40KG (WITHOUT SEGMENTS)
- **SEGMENTS WEIGHT:** APPROX. 11KG
- **WORKING LENGTH:** 1000MM
- **FAST ATTACHMENT SYSTEM** FOR BOTH SEGMENTS
- **UPPER BEAMS HEIGHT:** 70MM
- **LOWER BEAMS DEPTH:** 60MM
- **SEGMENTS LENGTH:** 1x30MM, 1x40MM, 2x 50MM, 1x60MM, 1x70MM, 5x100MM, 2x100MM CORNER SEGMENTS
- **OPENING HEIGHT:** 70MM
- **THICKNESS CAPACITY:**

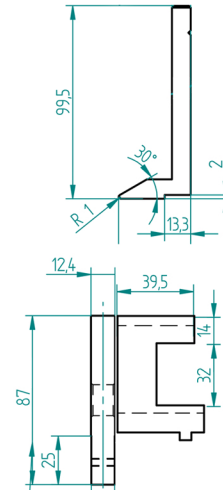


| | |
|---------------|--------|
| STEEL: | 0.6MM, |
| ALUMINIUM | 0.8MM |
| COPPER, ZINK: | 0.8MM |
| STAINLESS | 0.5MM |
- **THICKNESS TUNING** OPTION
- BENDING ARM SPANNING
- GAS SPRINGS
- **ASSEMBLE AND DISASSEMBLE TO SMALLER PARTS IN MINUTES**

RECOMMENDED FOR: - ROOFING AND CLADDING
- SHEET-METAL WORKERS

BENEFITS:

- EASY TO HANDLE
- SEGMENTS WITH FAST CLAMPING
- FAST ASSEMBLE AND DISASSEMBLE
- EASY TRANSPORTATION
- EFFICIENT WORK
- SUPER LIGHT WEIGHT
- ERGONOMIC

ACCESORIES: BACK TABLE WITH ADJUSTABLE HEIGHT
(UPCOMING)



FOR MORE INFO, INQUIRY, GET IN CONTACT!

2024

ALL RIGHTS RESERVED.



WWW.BIROPROFIL.COM

BIROPROFIL@GMAIL.COM

MADE IN HUNGARY

   @BIROPROFIL